

# Doors Stairs Ironmongery Skirting & Architrave



*Low Energy - Low Carbon Buildings*



# Introduction

At Kingspan Century Ltd., we source only the finest products and materials offering an impressive range of doors, stairs and ironmongery to complement any home. Understanding our customers needs is very important to us and we take a personalised approach to this aspect of our business providing a hands on approach. We are always ready to meet with potential clients and listen to their requests and offer practical advice, whether it be on ironmongery selection or a special profile of architrave, we are there to assist every step of the way. Whether you're looking for a traditional or contemporary style, you'll be sure to find the products to suit your home at Kingspan Century.





## Economy White Panel Doors

Economy door facings are manufactured from moulded wood fibre panels giving a one-piece skin construction, affording extra stability to the door. Supplied base coat primed as standard, ready for on site decoration.

**Door thickness:** 45mm.

### Please Note

Economy White Panel Doors are also available as Fire Doors.




**Bostonian 6 Panel  
Woodgrain**



**Canterbury 4 Panel  
Woodgrain**



**Canterbury  
Glazed Altered**



**Arlington  
6 panel Regency Smooth**



**Classique 2 Panel  
Woodgrain**



**S6 Glazed Altered**



**Sentinel  
Woodgrain**



**Cambridge-Carrara  
2 panel Woodgrain**

# Flush Paint Grade and Pre-finished Fire Doors



## Inlay Fire Doors

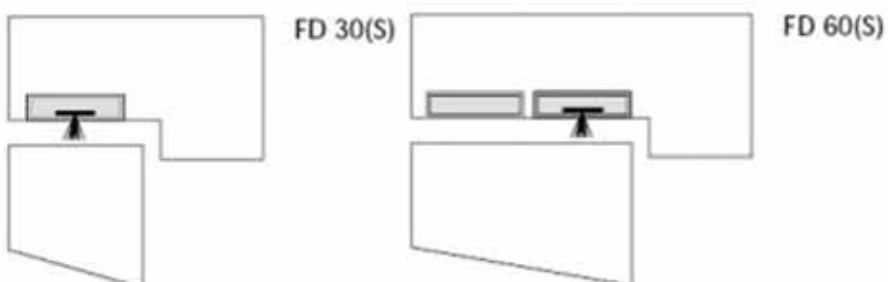
High Quality crown cut pre-finished inlay veneered fd30. Available in Ash or Oak in both one or two panel configuration.

## Paint grade Ply Fire Doors

These fire door models are available in both fd30 and fd60.

## Intumescent strip

An essential element in achieving compliance with the regulations governing fire doors. We stock a range of standard intumescent and brush intumescent strip in various dimensions.



### Veneered Fire Doors

These fire door models are available in both fd30 and fd60.



Veneered Fire Doors



Veneered Ash



Glazed Veneered Ash



Veneered Oak



Glazed Veneered Oak



Veneered Sapele



Cherry

Oak

Beech

Ash

Maple

**Other veneers available on request.**

#### Door thickness

fd30 - 45mm

fd60 - 54mm

#### Please Note

All fire doors are certified to **BS476 Part 22, 1987** and should always be installed in compliance with current fire door installation guidelines.

If apertures are made in any fire door the certificate will be nullified.

Glass ops come pre-glazed in Georgian wire glass.



## Hardwood Sapele/ Mahogany Doors

This range of hardwood doors are engineered to the highest standard and come factory finished with two coats of high quality lacquer and like all of our products come from forests of sustained management.



2060rlv-sapele  
Proma



699rlv-sapele  
Proma



Jasmine  
Toba



Maranta-darkened  
Toba



Santolina-darkened  
Toba

Sapele is an African hardwood with a distinctive reddish brown colour and a prominent swirling grain pattern. Panels and stiles are veneered in sapele while bolection moulds and perimeter lipping are solid sapele timber.

**Please note**

Glass opening doors are pre-glazed in bevelled glass.

**Door thickness:** 40mm.



Westport Pre-finished  
Oak Seadec



Waterford 2 Panel  
Unglazed Pre-finished  
Seadec



Shaker Oak Seadec  
Pre-finished



Cheshire Full panel glazed  
Seadec Pre-finished



Longford 2 Panel Curved  
top Unglazed Pre-finished  
Seadec

## Pre-finished Oak Seadec

All pre-finished doors are made in the traditional full mortice and tennon construction from solid redwood. Seadec for elegance and functionality.

### Premium Oak

Superb pre finished interior doors creating the classic elegance of oak in five traditional styles.



406



2004 2v



2006



402



2004

## Oak Engineered Doors

Traditional and Mediterranean door styles featuring flat panels surrounded by 17mm bolection moulds.

Panels and stiles are over-veneered in selected American white oak. Bolection moulds are solid American white oak.

### **Please note**

Doors come unglazed and unvarnished.

# Oak Engineered Doors

Traditional and Mediterranean door styles featuring raised and fielded panels surrounded by 23mm bolection moulds.

Panels and stiles are over-veneered in selected American white oak. Bolection moulds are solid American white oak.

## Please note

Doors come unglazed and unvarnished.

**Door thickness:** 40mm.



699 rlv



612 rlv



1816 rlv



1812 rlv



216 rlv



2040 rlv



2040 rlv 2v



2050 rlv



2050 rlv 2v




2060 rlv



## Oak Java

The Java collection is a range of quality European oak doors with a selection of classic or contemporary designs. All models are of doweled construction and come over-veneered in oak from sustained management forests in Europe.

The doors in this selection are finished in a high quality lacquer and suitable for internal use only.



Bali Java



Flores Java



Lotus p90



Mexicana



Ilur p4

Ilur model comes pre-glazed in bevelled glass as shown.

Glass ope doors Bali, flores and mira come pre-glazed in design glass as shown.

**Note:** flores - frosted glass  
mira - clear glass.



Mira



Nova



Tate



Kampa Shaker

Flores, Kampa Shaker and Mira are also available in Walnut.

Tate model is also available as fd30 version.

**Door thickness:** 40mm.

# Java Oak Linear Collection

The Java Linear Collection is a New range of exclusive fd30 fire-rated doors which are ideal for apartments, offices and hotel projects. These doors use European oak veneer and feature a superbly contrasted grooved inlay of solid Merbau. All doors in this selection are finished in a high quality lacquer and suitable for internal use only.

Sono model comes pre-glazed with fire-rated clear glass.

**Door thickness:** 44mm



Koba



Sono



Nusa





Barley



Rosemary



Rye



Thyme

## Pippy Oak

The Pippy Oak collection of doors are available in both classic and contemporary designs. The distinctive feature of these doors is beautifully distributed clusters of pin knots or "cat's paw" which can be seen throughout the timber. "Cat's paw" occurs naturally in the forest and it is this character that makes the pippy oak collection so unique.

These internal doors come factory finished with multiple coats of high quality lacquer.

**Door thickness:** 40mm

# Knotty Pine

Southern hemisphere pine timber with random distribution of knots. Doweled construction built for strength.

Engineered panel and stiles for stability with wider lockrail and bottom rail.

## **Please Note**

For Internal use only.

Glass models come unglazed.

**Door thickness:** 44mm.



Alba



Nevada



Rio



Serra 4 Panel





4 Panel g/ ope



4 Panel

## Engineered Pine

These doors feature knotless pine veneered rails and stiles with flat panels surrounded by solid pine bolection moulds. Engineered construction with solid pine perimeter lippings.

4 Panel g / ope is unglazed.

**Door thickness:** 40mm.

# Traditional Red Deal

All red deal doors are made from high quality kiln-dried Scandinavian redwood that has been carefully selected to provide stability in use.

This is an important characteristic for modern centrally heated homes which ensures that your door lasts you a lifetime.



Stable



Denby




Burton



Erwood



Crofton





Knightsbridge



Limerick



Stratford



Essington



Richmond

**Please note**

All red deal doors should be handled with care and treated as soon as possible after purchase.

Stable, Denby Erwood and Burton are for external use only.  
Crofton, internal use only.

All glass models come unglazed.

**Door thickness:** 42mm.



Alder



Erika



Melia



Vinca

## Red Deal

### Nordic Redwoods

Nordic Redwoods are made from a selected grade of Finnish redwood which comes from a well managed forest of sustainable resources.

These doors are made to a very high specification which is evidenced by the extra wide stiles/ rails.

### Please note

These doors are not pre-finished and are for internal use only. Vinca and Melia models come unglazed.

**Door thickness:** 44mm

# Red Deal

## Bolection Mould

A traditionally styled range of red deal doors featuring flat panels surrounded by ornate bolection moulds. Highest Quality Scandinavian redwood is used in the stub-mortice construction.

## Please note

These doors are not pre-finished and are for internal use only.  
All models come unglazed.

**Door thickness:** 42mm



Kingston



Strand



Westminster



Westminster g / ope

# Prima Pine

This range, comes in flat and raised panel designs. The pine used is native to Spain (where the doors are manufactured), it has a medium grain pattern and is knot free.



612 rlv



699 rlv



402



406



2004 2v



## Please note

Please note 612 rlv and 699 rlv are raised panel designs. All other doors are flat panel designs.



2004



2005 2v



2006



2007 2v



2007

**Please note**

Please note doors come unglazed and unvarnished. To bring out the natural beauty in the veneer in the Prisma range, doors should be varnished. Only oil based products may be used (not water based ).

**Door thickness:** 40mm

# Proma Vega Imagination

The latest manufacturing methods, fresh design perspective and highest quality materials are combined in the Vega Imagination Range, a selection of stylish, contemporary door models, characterised by clean modern lines and quality wood veneers.



Cherry Satin



8501



8500

Walnut Satin



8701



8700

Oak Satin



7101





7100

Beech / St.Beech Satin



7301



7300

Ash / Etimoe Satin



7124



7100

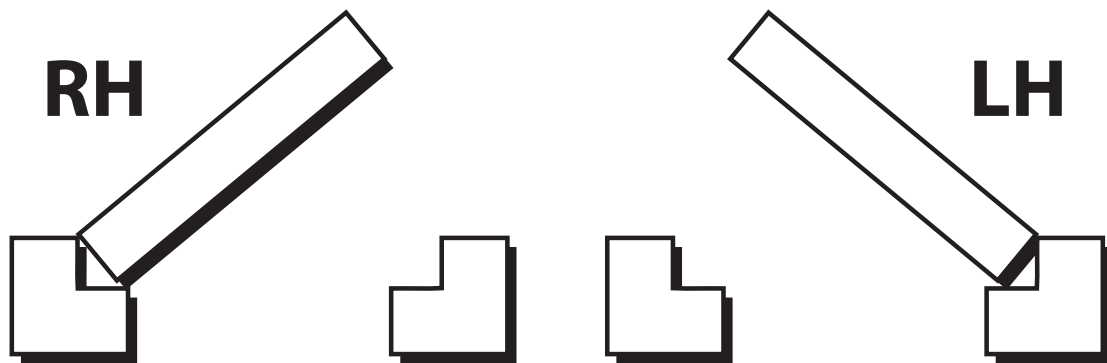
Doors shown are standard stock items and come pre-finished in a factory applied high quality lacquer.

Glass models come unglazed.

**Door thickness:** 40mm

# Structural Ope Calculations

This is the Kingspan Century system of hanging doors. There are many methods but we have relied on this one. The principle is based on the door opening towards you in the direction it swings.



This spread sheet shows the structural opening necessary for the preferred door leaf.

Door Sizes	Single Door Ope Sizes	Double Door Ope Sizes
2'0" x 6'6"	700mm x 2050mm	1300mm x 2050mm
2'2" x 6'6"	750mm x 2050mm	1400mm x 2050mm
2'4" x 6'6"	800mm x 2050mm	1600mm x 2050mm
2'6" x 6'6"	850mm x 2050mm	1300mm x 2050mm
2'8" x 6'8"	900mm x 2100mm	1700mm x 2100mm
2'10" x 6'8"	950mm x 2100mm	1800mm x 2100mm

# Door Protection

## Storage and Handling

The following points must be adhered to when storing your doors before hanging: Doors must be stored flat (never on edge or on end ) in a dry, well ventilated environment.

Under no circumstances should they be stored in damp, freshly plastered rooms - exposure to moist conditions will cause swelling of the components and consequent distortion of the door.



Polythene or protective wrapping must remain on the door as long as possible.

Natural finish doors must not be stored in a way that wholly or partly exposes them to daylight. Exposure to ultra violet light can cause fading or discolouration of timber and veneers. Doors should be conditioned to the prevailing environment before hanging and should not be exposed to abnormal heat, extreme dryness, high humidity or sudden changes of temperature. It is essential that all doors should be sealed or knotted and primed on both faces, all four edges and cuts such as letterboxes and locks immediately after delivery. End grain must be completely protected as this is where the moisture can cause swelling, splitting or warping.

## Decoration

The decoration of doors is very important and particular attention should be paid to the following:

A door should be clean and dry prior to finishing and have a moisture content suitable to the location it is in. Any surface marks should be removed using fine sandpaper making sure you rub in the direction of the grain, any dusts created by this process should be removed.

Make sure that the paint or stain is applied evenly to both sides of the door and that the whole surface area is covered. Pay close attention to top and bottom edges, cut-outs for locks, letter plates, hinges and any glass rebates. We recommend that all doors should have between three or four coats of finish. Use good oil based paint ( not water based ) and include at least one coat primer, one undercoat, and two coats of gloss or good quality joinery treatment which must include at least one base coat, one intermediate coat and two finishing coats (eg. Sadolins, Dulux Woodcare etc). A base coat primer is not a seal.

## Maintenance

In order for a door to retain its appearance and prolong its life a course of regular maintenance is recommended. Annual inspection should be made and touching up carried out as necessary to prevent timber from deterioration. We will accept no responsibility for products cut down in size after receipt or when utility or structural strength is impaired in fitting or application of hardware. Our liability under our guarantee is limited to the replacement/repair of the door and no liability is accepted for any consequential costs.



## Ironmongery

Kingspan Century stock a wide range of Architectural Ironmongery. Every type of handle, hinge, lock, restrictor, knob etc in stainless steel, brass and aluminium.



4" LOOSE PIN BLACK ANTIQUE HINGES



4" LOOSE PIN BRASS BUTT HINGES



4" LOOSE PIN SELF COLOURED BUTT HINGE



HEAVY DUTY BALL RASE HINGES AVAILABLE IN CHROME OR BRASS



CHROME KEY HOLE ESCUTCHEON



CHROME TURN AND RELEASE PRIVACY KNOBS WITH COLOUR INDICATOR



CHROME TURN AND RELEASE PRIVACY KNOBS



6" VICTORTIAN BRASS  
LEVER LOCK HANDLE



6" VICTORTIAN CHROME  
LEVER LOCK HANDLES



8" VICTORIAN SCROLL  
BRASS LEVER LOCK  
HANDLE



100 0384



37280



ANDE LEVER ON ROSE



WENTWORTH ANTIQUE  
BRASS LEVER HANDLE



SATIN ALUMIMUN D LINE  
LEVER ON ROSE



SICMA CHROME LEVER ON  
ROSE

# Staircases

Kingspan Century supply staircases to both large-scale building developments and individual private homes.

Our design process involves discussing individual needs with our clients to help Design and Create the staircase that best fits their requirements.



## 1. Curved Stairs

American White Oak curved cut string staircase with Oriel newel posts and balustrade. These are free-standing stairs and for that reason feature an exposed curved handrail on both sides.

## 2. Cut String with Scroll

American White Oak cut string staircase featuring scroll handrail at bottom. Corby hexagon newel posts and spindles.

### 3. Beech Staircase

Steamed Beech cut string staircase with winder turn. This staircase features Oriel newel posts and balusters

### 4.&5. Bellmouth Stairs

American White Oak cut string stairs featuring a double flared bellmouth. This staircase features two larger newel posts at the bottom step. Corby fluted newel posts and spindles.



### 6. Georgian Staircase

A georgian style cut string staircase with Walnut steps and handrail. The rest of the staircase has been painted white. This style can also be achieved using variety of other timbers such as Mahogany, Oak or Teak.



# Architrave

The Profiles shown are just some of what is available.

Should you wish to specify your own design we can facilitate this.

RTD Profiles available in solid Red Deal Oak and Mahogany.

Profiles also available in white primed MDF and Veneered Oak,  
Ash, Beech, Cherry and Sapele.



**MD 1 (light)**  
44, 69, 94, 119, 144  
x12



**MD 1 (standard)**  
44, 69, 94, 119, 144,  
169 x19



**MD 2**  
44, 69, 94, 119, 144,  
169 x19



**MD 3**  
69, 94, 119, 144, 169  
x19



**MD 4**  
69, 94 x12

**Please Note:** Images are not to scale and are approximate illustrations as to profile.



**MD 5**  
69, 94, 119, 144, 169  
x19



**MD 6**  
69, 94, 119  
x19



**Pencil Round**  
No 25 32 x12, No 26 44 x12  
No 27 69 x12, No 28 94 x12  
No 29 119 x12



**Bevelled/Chamfered**  
No 40 44 x12, No 41 69 x12  
No 42 94 x12, No 43 119 x12



st beech



cherry



walnut



oak



etimoe



Kingspan Century Ltd, Clones Road,  
Co. Monaghan, Ireland.

Tel: +353 (0) 47 81270 Fax: +353 (0) 47 84397  
NI/UK Tel: 028 375 11211

Email: [salesdesk@kingspancentury.com](mailto:salesdesk@kingspancentury.com)

Web: [www.kingspancentury.com](http://www.kingspancentury.com)